

# Bloom's Periodic Table

The Bloom's Periodic Table from Wabisabi Learning features six different groups of "elements" that reveal fun and challenging activities corresponding to these Bloom's Taxonomy verbs. It's a real chemical reaction in learning.

Use it for enhancing lessons at every level of Bloom's Taxonomy, or combine some of the activities for even more inspired learning. These can be used both as learning and as quick assessment-on-the-go activities to suit your needs.

WABISABI  LEARNING

[www.wabisabilearning.com](http://www.wabisabilearning.com)

# How it Works

The Bloom's Periodic Table works best with a desktop computer using mouseover control or a laptop. Once you open it, you then hover your cursor over each "element" to see the suggested activity pop up. Each box presents a suggestion for an activity that you can either use as-is or create another variation.







**Important Note:** Unfortunately, this hover feature does not function on either tablet or smartphone interfaces. As such, we have also included the suggested activity lists for each stage of Bloom's Taxonomy at the back of the resource.

We hope you enjoy this resource and find it useful for teaching with Bloom's Taxonomy. You'll find other verbs for the taxonomy on Wabisabi's [Bloom's Verbs Poster](#).

Bloom's Taxonomy Activities					
				Big Blogging	
	Mnd Mind Mapping	Ar Arguing	Crq Critiquing	Clb Collaborating	Flm Filming
		Pick a partner and take opposing stands on an issue, and create sound arguments to support your personal views.			
	Ad Advertising	Cnv Convincing	Mod Moderating	Dsg Designing	Inv Inventing
ca Categorizing	PL Planning	Va Validating	Edt Editorializing	Mfy Modifying	Pdc Podcasting
p Planning	Ma Mashing	Rcm Recommending	Rfl Reflecting	Pb Publishing	Rpy Reporting
		Create and publish a weekly school newsletter.			
u Understanding	Dec Deconstructing	Rep Representing	Gr Grouping	Vbg Verbally	Wk Wiki Building
	Deconstruct a method used to _____ and explain each stage in broader detail.				
ed Evaluating	Ctg Categorizing	Li Linking	Rt Rating	Hy Hypothesizing	Prd Producing

# a PERIODIC TABLE of Bloom's Digital Taxonomy Activities

<b>De</b> Describing												<b>Blg</b> Blogging
<b>Li</b> Listing	<b>Bo</b> Bookmarking						<b>Mnd</b> Mind Mapping	<b>Ar</b> Arguing	<b>Crq</b> Critiquing	<b>Clb</b> Collaborating	<b>Flm</b> Filming	
<b>Lo</b> Locating	<b>Ne</b> Networking						<b>Ad</b> Advertising	<b>Cnv</b> Convincing	<b>Mod</b> Moderating	<b>Dsg</b> Designing	<b>Inv</b> Inventing	
<b>Hi</b> Highlighting	<b>Su</b> Summarizing	<b>Com</b> Commenting	<b>Jo</b> Journalling	<b>Ac</b> Acting Out	<b>IL</b> Illustrating	<b>Exa</b> Examining	<b>PL</b> Planning	<b>Va</b> Validating	<b>Edt</b> Editorializing	<b>Mfy</b> Modifying	<b>Pdc</b> Podcasting	
<b>Re</b> Recalling	<b>Pa</b> Paraphrasing	<b>Ou</b> Outlining	<b>Exp</b> Explaining	<b>Ed</b> Editing	<b>In</b> Interviewing	<b>Ap</b> Appraising	<b>Ma</b> Mashing	<b>Rcm</b> Recommending	<b>Rfl</b> Reflecting	<b>Pb</b> Publishing	<b>Rpy</b> Roleplaying	
<b>Fa</b> Favouriting	<b>Cmp</b> Comparing	<b>Pe</b> Predicting	<b>Up</b> Uploading	<b>Sh</b> Sharing	<b>Pr</b> Proofreading	<b>Su</b> Surveying	<b>Dec</b> Deconstructing	<b>Rep</b> Reporting	<b>Gr</b> Grading	<b>Vbg</b> Video Blogging	<b>Wk</b> Wiki Building	
<b>Se</b> Bulleting	<b>Ds</b> Demonstrating	<b>Id</b> Identifying	<b>Exp</b> Explaining	<b>Con</b> Constructing	<b>Ar</b> Articulating	<b>Ded</b> Deducing	<b>Ctg</b> Categorizing	<b>Li</b> Linking	<b>Rt</b> Ratiing	<b>Hy</b> Hypothesizing	<b>Prd</b> Producing	

	Remembering		Analyzing
	Understanding		Evaluating
	Applying		Creating

# REMEMBERING

1. **Describing:** Describe the best memory you have from a recent summer vacation, or a day you had at school.
2. **Listing:** List the 5 most important traits that you feel make a great \_\_\_\_\_ and discuss them with the class.
3. **Bookmarking:** Use a tool like Evernote or Pinterest and bookmark your choices for the 5 best online websites for finding \_\_\_\_\_.
4. **Locating:** Locate 10 online sources that offer “public domain” or “open source” images for use in school projects.
5. **Highlighting:** Highlight keywords and phrases in a block of writing and discuss their significance to the text.
6. **Networking:** Create a networking page for your team members via social media and add everyone to the page.
7. **Recalling:** Use flashcards to incorporate simple word or image recall exercises into a lesson.
8. **Favouriting:** Favourite 5 videos, posts, or images from a website or social network you use every day, and say something about each one.
9. **Bulleting:** Create your own Top 10 lists of topics that interest you or that you want to learn more about.

# UNDERSTANDING

1. **Summarizing:** Use Twitter to summarize an event or a subject-specific concept in 140 characters or less.
2. **Commenting:** Find 5 videos you like on YouTube and leave some constructive comments for the creator/publisher.
3. **Journalling:** Keep a paper-based or online journal and write in it every day about the things that matter to you.
4. **Paraphrasing:** Paraphrase a recent news article or blog piece and its main message in a few short sentences.
5. **Outlining:** Create an outline for writing an article on a topic of your choice.
6. **Explaining:** Explain \_\_\_\_\_ as though you were talking to someone who had never seen or heard of it before.
7. **Comparing:** Compare school routines for students between 3 countries of your choice and record your findings.
8. **Predicting:** Predict what the state of \_\_\_\_\_ will be 5 to 10 years from now.
9. **Demonstrating:** Give a class demonstration or show-and-tell on a hobby or an interest that you have.
10. **Identifying:** Identify 5 unique ways that you could beautify your school or classroom.

# APPLYING

1. **Acting Out:** Act out a moment in history or a scene from a play or novel, and discuss it with the class afterward.
2. **Illustrating:** Illustrate fully in a sketch or a diagram all of the steps involved in \_\_\_\_\_.
3. **Examining:** Examine locations using Google Maps or Google Earth and tag hotspots and areas of interest.
4. **Editing:** Collaboratively edit a team document using an online program such as Google Docs.
5. **Interviewing:** Set up and record a video interview using Skype with a local professional you are accessing for help on a project.
6. **Uploading:** Create a class YouTube channel and upload/curate student-made videos.
7. **Sharing:** Build a Pinterest board for sharing ideas for projects and things that you find interesting personally.
8. **Proofreading:** Buddy up with someone and proofread each other's work, making suggestions for edits.
9. **Explaining:** Explain a learning concept or topic to a classmate who is having difficulty understanding it.
10. **Constructing:** Construct a diorama representing your favourite scene in a book, play, or film.
11. **Articulating:** Articulate the sensation of \_\_\_\_\_ as if you are experiencing it for the first time.

# ANALYZING

1. **Mind Mapping:** Create a mind map that details the direction and elements of your group's next project.
2. **Advertising:** Creatively advertise for a big event coming up at your school in a way that will appeal to the school community.
3. **Planning:** Plan a school fundraising event for a local charity that needs support.
4. **Appraising:** Perform an honest and constructive appraisal of a piece of writing each person has done.
5. **Mashing:** Develop a mash-up of several data sources focusing on \_\_\_\_\_ into a single readable resource.
6. **Surveying:** Build an online survey to collect and analyze students' thoughts about \_\_\_\_\_.
7. **Deconstructing:** Deconstruct a method used to \_\_\_\_\_ and explain each stage in broader detail.
8. **Reporting:** Create a spreadsheet that compares 5 different kinds of \_\_\_\_\_ and that determines the pros and cons of each one.
9. **Deducing:** Write and practice answering deductive reasoning questions with a classmate, or search for some online to use.
10. **Categorizing:** Categorizing research for your next project using spreadsheets or an online program such as Trello.
11. **Linking:** Establish and build links between two or more seemingly unrelated concepts of your choice.

# EVALUATING

1. **Arguing:** Pick a partner and take opposing stands on an issue, and create sound arguments to support your personal views.
2. **Critiquing:** Write a critique of a school production, or a movie or book you've experienced for the first time.
3. **Convincing:** Write or verbally present a convincing argument for \_\_\_\_\_.
4. **Moderating:** Host an in-class debate and act as moderator between the opposing sides.
5. **Validating:** Choose 5 sources of information on \_\_\_\_\_ and validate each one, recording your findings.
6. **Editorializing:** Collect and moderate opinions and comments in your school paper rather than just reporting news.
7. **Recommending:** Write a recommendation to the school board for how to improve \_\_\_\_\_.
8. **Reflecting:** Reflect on a personal experience you had with \_\_\_\_\_ either in writing or verbally.
9. **Grading:** Perform a grading of assignments that have been shared with you by other members of your group.
10. **Rating:** Conduct a survey of how 3 different \_\_\_\_\_ are rated among students.
11. **Hypothesizing:** Develop a hypothesis about what you feel will happen with \_\_\_\_\_ a year from now.

# CREATING

1. **Blogging:** Create and publish a blog on your favourite topic. Research and contribute to it weekly.
2. **Collaborating:** Work with a few friends on a new design for \_\_\_\_\_ in the school.
3. **Filming:** Write and film a student-produced documentary on the subject of \_\_\_\_\_.
4. **Designing:** Design a new look for the school's website, or build one if it doesn't have one.
5. **Inventing:** Invent a new method for \_\_\_\_\_ and map out the design process for it.
6. **Modifying:** Develop a modification for \_\_\_\_\_ and document the process, justifying the improvement.
7. **Podcasting:** Record and host a podcast that features topics of interest to the student body.
8. **Publishing:** Create and publish a weekly school newsletter.
9. **Roleplaying:** Recreate a scene or scenario about \_\_\_\_\_ with group members in specific roles.
10. **Video Blogging:** Record and upload video blog episodes to YouTube on subjects of your choice.
11. **Wiki Building:** Build an online wiki for assisting other students with school subjects you are good at.
12. **Producing:** Act as a production team for the next school play or other publicized event.